

Iraq Stock Exchange

Bulletin No (59)



سوق العراق للاوراق المالية
IRAQ STOCK EXCHANGE

ISX Trading Indices of Wednesday 8/4/2026

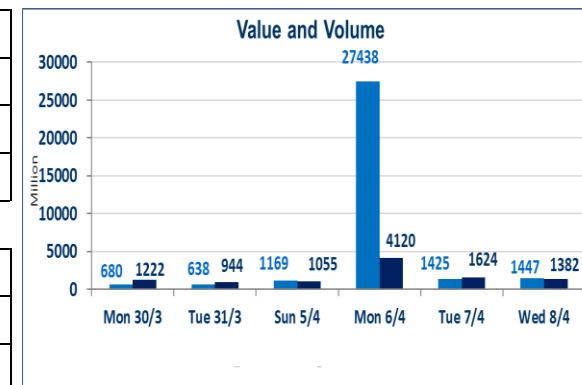
Traded Volume and OTC	1,447,024,229
-----------------------	----------------------

Traded Value and OTC	1,382,484,706
----------------------	----------------------

Traders	1311
---------	-------------

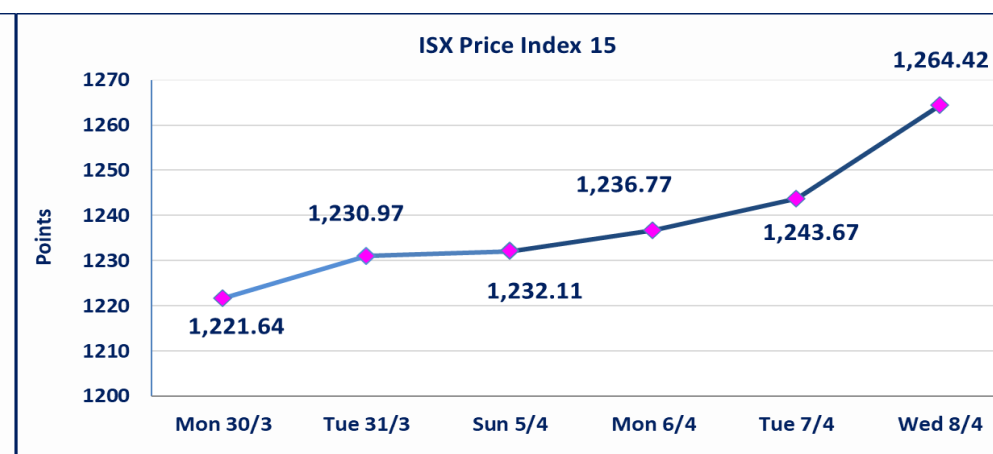
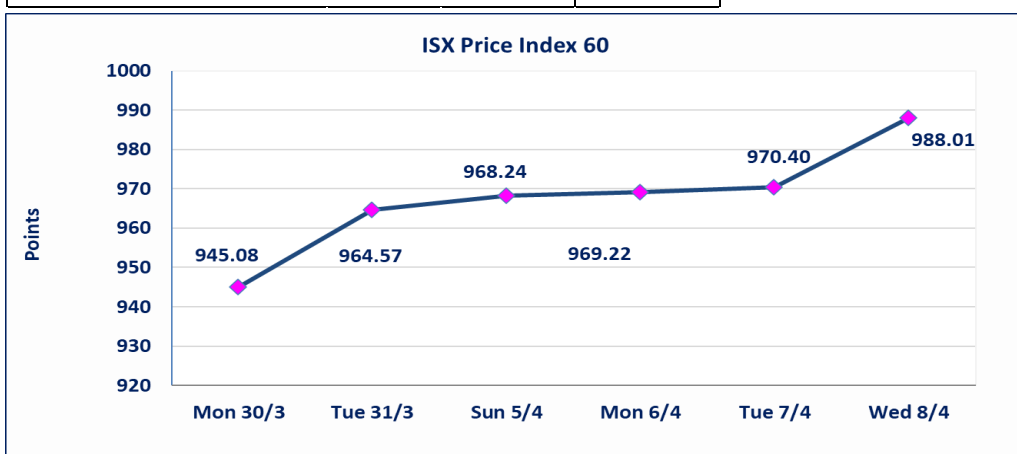
ISX Index 60	988.01
Previous ISX Index60	970.40
Change %	1.81
Change	17.61

ISX Index 15	1264.42
Previous ISX Index15	1243.67
Change %	1.67
Change	20.75



Listed Companies	104	OTC	14
Traded Listed Companies	49	OTC	1
GAM Companies	3		
Suspended Companies	9		

Non Traded listed	43	OTC	13
Higher Companies	25		
Lower Companies	6		



ISX top gaining and losing companies

Wednesday 8/4/2026

Gainers

Company Name	Closing Price	Change (%)	Traded Volume
Middle East Bank	0.090	12.50	191,849,039
Sumer Commercial Bank	0.200	5.26	389,935,529
Iraqi Islamic Bank	1.050	5.00	2,073,000
Kharkh Tour Amuzement City	4.500	4.90	175,000
Al -Mansour Bank	1.740	4.82	324,656,278

Losers

Company Name	Closing Price	Change (%)	Traded Volume
Al-Ameen for Insurance	0.880	-2.22	3,169,976
Al-Mansour Pharmaceuticals Indu	2.200	-2.22	8,464,502
Agricultural Products Meat	4.450	-2.20	207,858
Modern Sewing	5.420	-1.45	201,370
AL-Badia for General Trans	1.000	-0.99	1,049,209

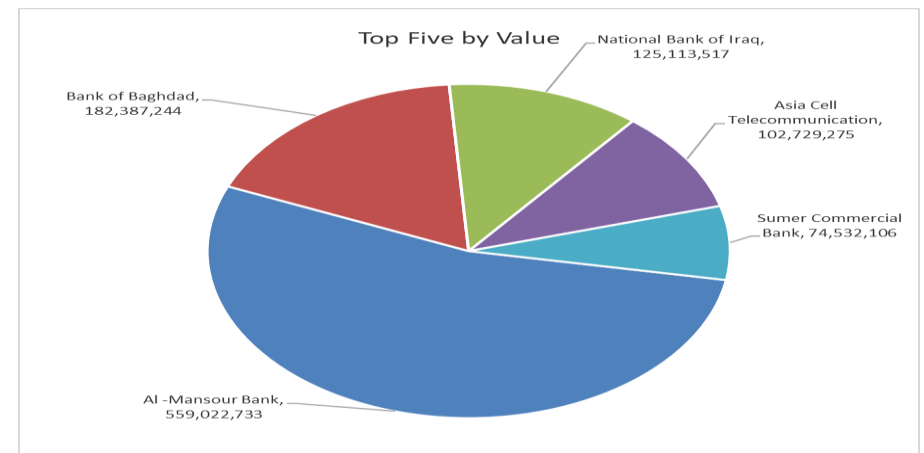
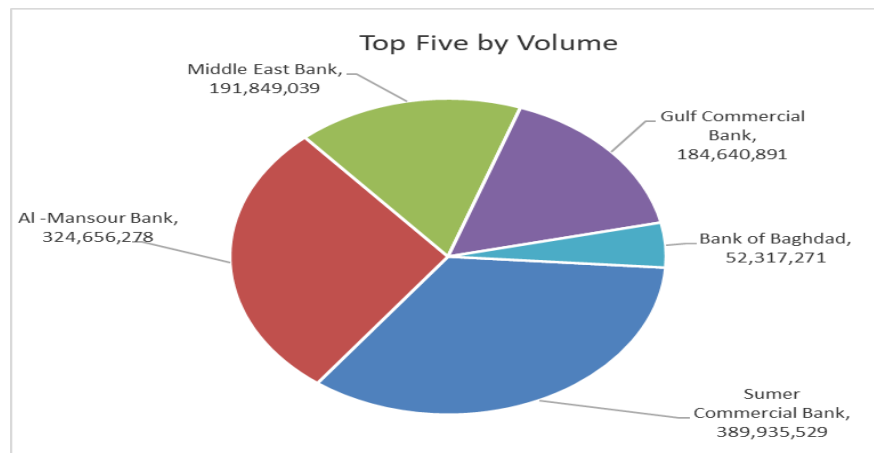
The most active companies in term of traded volume and value

Traded Volume

Company Name	Closing Price	Change (%)	Traded Volume
Sumer Commercial Bank	0.200	5.26	389,935,529
Al -Mansour Bank	1.740	4.82	324,656,278
Middle East Bank	0.090	12.50	191,849,039
Gulf Commercial Bank	0.360	2.86	184,640,891
Bank of Baghdad	3.480	1.16	52,317,271

Traded Value

Company Name	Closing Price	Change (%)	Traded Value
Al -Mansour Bank	1.740	4.82	559,022,733
Bank of Baghdad	3.480	1.16	182,387,244
National Bank of Iraq	5.080	1.60	125,113,517
Asia Cell Telecommunication	15.600	3.52	102,729,275
Sumer Commercial Bank	0.200	5.26	74,532,106



Regular Market Bulletin No (59)



Company Name	Code	opening Price	highest price	lowest price	Average price	Prev Average price	Closing Price	prev closing price	change (%)	No.of Trades	Traded Volume	Traded Value
Banks Sector												
Ashur International Bank	BASH	0.240	0.250	0.240	0.250	0.240	0.250	0.240	4.17	17	22,685,331	5,660,978
Bank of Baghdad	BBOB	3.440	3.500	3.440	3.490	3.440	3.480	3.440	1.16	146	52,317,271	182,387,244
Commercial Islamic Bank of Iraq	BCOI	0.660	0.680	0.660	0.670	0.670	0.680	0.660	3.03	24	34,696,411	23,299,689
Economy Bank	BEFI	0.220	0.230	0.220	0.220	0.220	0.220	0.220	0.00	10	7,673,233	1,698,111
Gulf Commercial Bank	BGUC	0.360	0.360	0.360	0.360	0.350	0.360	0.350	2.86	18	184,640,891	66,470,721
Investment Bank of Iraq	BIBI	0.210	0.220	0.210	0.220	0.210	0.220	0.210	4.76	7	36,000,000	7,860,000
Iraqi Islamic Bank	BIIB	1.010	1.050	1.010	1.020	1.000	1.050	1.000	5.00	7	2,073,000	2,124,090
Middle East Bank	BIME	0.080	0.090	0.080	0.090	0.070	0.090	0.080	12.50	32	191,849,039	16,446,387
Mosul Bank For Investment	BMFI	0.140	0.140	0.140	0.140	0.140	0.140	0.140	0.00	15	48,462,823	6,784,795
Al -Mansour Bank	BMNS	1.670	1.740	1.670	1.720	1.650	1.740	1.660	4.82	240	324,656,278	559,022,733
National Islamic Bank	BNAI	0.910	0.910	0.910	0.910	0.890	0.910	0.890	2.25	2	1,801,457	1,639,326
National Bank of Iraq	BNOI	5.000	5.150	5.000	5.090	4.960	5.080	5.000	1.60	127	24,563,541	125,113,517
Al-Taif Islamic Bank	BTIB	0.670	0.670	0.670	0.670	0.670	0.670	0.670	0.00	2	148,537	99,520
United Bank	BUND	0.050	0.050	0.050	0.050	0.050	0.050	0.050	0.00	3	16,000,000	800,000
Total of Banks Sector										650	947,567,812	999,407,111
Telecommunication Sector												
Asia Cell Telecommunication	TASC	15.070	15.700	15.070	15.420	15.060	15.600	15.070	3.52	133	6,661,231	102,729,275
Al-Khatam Telecom	TZNI	3.550	3.560	3.550	3.550	3.570	3.550	3.550	0.00	8	117,676	417,850
Total of Telecommunication Sector										141	6,778,907	103,147,125
Insurance Sector												
Al-Ameen for Insurance	NAME	0.890	0.890	0.880	0.880	0.900	0.880	0.900	-2.22	17	3,169,976	2,792,930
Total of Insurance Sector										17	3,169,976	2,792,930
Service Sector												
Baghdad -Iraq Transportation	SBPT	23.000	23.500	23.000	23.370	22.670	23.430	22.650	3.44	41	1,181,563	27,609,095
Kharkh Tour Amuzement City	SKTA	4.290	4.500	4.290	4.300	4.290	4.500	4.290	4.90	20	175,000	752,797
Al-Mosul for funfairs	SMOF	6.570	6.570	6.570	6.570	6.550	6.570	6.550	0.31	2	69,825	458,750
Mamoura Realestate	SMRI	3.180	3.270	3.180	3.240	3.170	3.250	3.180	2.20	26	1,373,883	4,447,630
Total of Service Sector										89	2,800,271	33,268,272
Industrial Sector												
Baghdad Soft Drinks	IBSD	5.940	5.980	5.940	5.970	5.940	5.970	5.940	0.51	54	7,804,259	46,581,867
Iraqi Date Processing and Marke	IIDP	2.450	2.450	2.450	2.450	2.450	2.450	2.450	0.00	2	58,263	142,744
Iraqi For Tufted Carpets	IITC	18.000	18.000	18.000	18.000	18.000	18.000	18.000	0.00	3	225,350	4,056,300
Al-Mansour Pharmaceuticals Ind	IMAP	2.250	2.300	2.200	2.220	2.170	2.200	2.250	-2.22	43	8,464,502	18,771,198
Modern Sewing	IMOS	5.420	5.420	5.420	5.420	5.530	5.420	5.500	-1.45	3	201,370	1,091,425
Ready Made Clothes	IRMC	2.200	2.300	2.200	2.300	2.300	2.300	2.300	0.00	8	501,488	1,153,377
Total of Industrial Sector										113	17,255,232	71,796,912
Hotels Sector												
Ishtar Hotels	HISH	9.250	9.250	9.100	9.190	9.000	9.100	9.000	1.11	10	667,149	6,133,628
Mansour Hotel	HMAN	51.000	51.000	51.000	51.000	51.000	51.000	51.000	0.00	1	173	8,823
Tourist Village of Mosul dam	HTVM	13.600	13.600	13.600	13.600	13.600	13.600	13.600	0.00	7	373,529	5,079,994
Total of Hotels Sector										18	1,040,851	11,222,446
Agricultural Sector												
Al-Ahlyia agricultural production	AAHP	2.140	2.140	2.140	2.140	2.140	2.140	2.140	0.00	2	450	963
Babil Animal & Vegetable Produ	ABAP	7.200	7.300	7.100	7.210	7.120	7.300	7.200	1.39	19	605,286	4,362,059
Agricultural Products Meat	AIPM	4.450	4.450	4.450	4.450	4.550	4.450	4.550	-2.20	4	207,858	924,968
Total of Agricultural Sector										25	813,594	5,287,990
Total Of Regular										1,053	979,426,643	1,226,922,786

Second Platform Market Bulletin No (59)



Company Name	Code	opening Price	highest price	lowest price	Average price	Prev Average price	Closing Price	prev closing price	change (%)	No.of Trades	Traded Volume	Traded Value
Banks Sector												
Al-Ataa Islamic Bank	BLAD	0.100	0.100	0.100	0.100	0.100	0.100	0.100	0.00	1	100,000	10,000
Credit Bank Of Iraq	BROI	0.600	0.600	0.590	0.600	0.590	0.600	0.590	1.69	30	24,663,173	14,775,404
Total of Banks Sector										31	24,763,173	14,785,404
Insurance Sector												
Alahliya For Insurance	NAHF	0.850	0.850	0.850	0.850	0.850	0.850	0.850	0.00	1	26,000	22,100
Total of Insurance Sector										1	26,000	22,100
Investment Sector												
AL-Wiaam for Financial Investm	VWIF	0.670	0.670	0.670	0.670	0.440	0.670	0.670	0.00	1	2,532	1,696
Total of Investment Sector										1	2,532	1,696
Industrial Sector												
Al-Ameen Estate Investment	SAEI	1.870	1.870	1.870	1.870	1.840	1.870	1.840	1.63	1	15,000	28,050
Total of Industrial Sector										1	15,000	28,050
Industrial Sector												
Fallujah for construction Materi	IIFCM	2.800	2.830	2.800	2.810	2.700	2.820	2.700	4.44	27	2,148,654	6,036,392
National Furniture Industries	IHFI	0.950	0.950	0.950	0.950	0.950	0.950	0.950	0.00	1	22,591	21,461
Total of Industrial Sector										28	2,171,245	6,057,854
Total of Non Regular										62	26,977,950	20,895,104

Undisclosed Platform Companies Bulletin No (59)



Company Name	Code	opening Price	highest price	lowest price	Average price	Prev Average price	Closing Price	prev closing price	change (%)	No.of Trades	Traded Volume	Traded Value
Banks Sector												
Sumer Commercial Bank	BSUC	0.190	0.200	0.190	0.190	0.190	0.200	0.190	5.26	71	389,935,529	74,532,106
Total of Banks Sector										71	389,935,529	74,532,106
Industrial Sector												
AL-Badia for General Trans	SBAG	1.010	1.010	1.000	1.000	1.000	1.000	1.010	-0.99	3	1,049,209	1,049,701
General Transportation	SIGT	1.710	1.710	1.700	1.710	1.710	1.700	1.710	-0.58	10	972,470	1,662,563
Total of Industrial Sector										13	2,021,679	2,712,264
Industrial Sector												
Iraqi Carton Manufactories	IICM	2.530	2.650	2.530	2.640	2.530	2.650	2.530	4.74	14	3,028,466	8,004,719
Modern Construction Materials	IMCM	1.300	1.300	1.300	1.300	1.300	1.300	1.300	0.00	2	155,659	202,357
National Chemical &Plastic	INCP	1.900	1.900	1.900	1.900	1.870	1.900	1.870	1.60	4	1,812,827	3,444,371
The Light Industries	ITLI	1.230	1.230	1.230	1.230	1.210	1.230	1.230	0.00	4	2,551,784	3,138,694
Total of Industrial Sector										24	7,548,736	14,790,142
Hotels Sector												
Palestine Hotel	HPAL	19.290	19.290	18.700	18.990	18.640	19.000	18.700	1.60	16	278,578	5,290,369
Total of Hotels Sector										16	278,578	5,290,369
Agricultural Sector												
Iraqi for Seed Production	AISP	4.860	4.880	4.860	4.860	4.870	4.860	4.860	0.00	53	6,031,559	29,337,119
Total of Agricultural Sector										53	6031559	29,337,119
Total of Undisclosed										177	405,816,081	126,661,998
Grand Total										1,292	1,412,220,674	1,374,479,889

Iraq Stock Exchange not trading companies of Wednesday 8/4/2026

Company Names	Code	Previous Average Price	Closing Price
Banks Sector			
Elaf Islamic Bank	BELF	0.260	0.260
Kurdistan International Bank	BKUI	1.100	1.100
Union Bank of Iraq	BUOI	0.170	0.170
Asia Al Iraq Islamic Bank	BAIB	0.780	0.780
Cihan Bank for Islamic Investment&Finan	BCIH	2.200	2.200
Insurance Sector			
Dar Al-Salam for Insurance	NDSA	0.770	0.900
Gulf Insurance	NGIR	0.430	0.430
Service Sector			
AL-Nukhba for Construction	SNUC	0.740	0.740
Rehab Karbalaa	HKAR	0.630	0.630
Industrial Sector			
Iraqi Engineering Works	IIEW	5.500	5.500
Al -Khazer Construction Materials	IKHC	1.290	1.280
Al-Kindi of Veterinary Vaccines	IKLV	2.450	2.450
Metallic Industries and Bicycles	IMIB	2.050	2.050
Hotels Sector			
National for Tourist Investment	HNTI	9.250	9.250
Al-Sadeer Hotel	HSAD	23.000	23.000
Baghdad Hotel	HBAG	11.700	11.700
Babylon Hotel	HBAY	102.000	102.000
Agricultural Sector			
Iraqi Agricultural Products	AIRP	10.000	10.000
Modern for Animal Production	AMAP	0.360	0.360
Middle East for Production- Fish	AMEF	5.990	5.990
Company Names	Code	Previous Average Price	Closing Price
Banks Sector			
International Islamic Bank	BINT	0.200	0.200
Trans Iraq Bank Investment	BTRI	0.310	0.310
International Development Bank	BIDB	1.050	1.050
Al-Mashreq Al-Arabi Islamic Bank	BAMS	0.850	0.850
Iraq Noor Islamic Bank for Investment	BINI	0.250	0.250
Region Trade Bank	BRTB	1.000	1.010
Arab Islamic Bank	BAAI	1.000	1.000
Al-Rajih Islamic Bank	BRAJ	1.000	1.000
Erbil Investment & FinanceBank	BERI	0.110	0.110
AL-Anssari Islamic Bank	BANS	0.050	0.050
Al-Mustashar Islamic Bank for Investmen	BMUI	1.000	1.000
Al-Qabidh Islamic Bank	BQAB	0.090	0.090
Trust International Islamic Bank	BTRU	0.750	0.750
World Islamic Bank for Investment	BWOR	1.000	1.000
Al janoob Islamic Bank	BJAB	0.940	0.940
Ameen Al-Iraq Islamic Bank	BAME	1.000	1.000
Investment Sector			
Al-Ameen for Financial Investment	VAMF	1.200	1.200
Insurance Sector			
Al-Hamraa for Insurance	NHAM	5.820	5.800
Industrial Sector			
Modern chemical industries	IMCI	100.000	100.000
Service Sector			
Ibdaa Al-sharq Alwast General Contractir	SIBD	1.000	1.000
Agricultural Sector			
AL-Rebass for Poultry&feed	AREB	-	-
Hotels Sector			
Ashour Hotel	HASH	29.310	29.310
Company Names	Code	Previous Average Price	Closing Price
Industrial Sector			
Al-Hilal Industries	IHLI	1.490	1.490

Iraq Stock Exchange
Non Iraqis' Bulletin Wednesday April 8 2026
Regular Market



Non Iraqi Trading of Regular Market (Buy)

Company Names	Code	No.of trades	Traded Shares	Trading Volume
Banks Sector				
Investment Bank of Iraq	BIBI	5	30,000,000	6,600,000
Total Bank sector		5	30,000,000	6,600,000
Grand Total		5	30,000,000	6,600,000

Non Iraqi Trading of Regular Market (Sell)

Company Names	Code	No.of trades	Traded Shares	Trading Volume
Banks Sector				
National Bank Of Iraq	BNOI	31	3,600,000	18,374,828
Total Bank sector		31	3,600,000	18,374,828
Telecommunication Sector				
Asia cell	TASC	17	3,000,000	46,307,442
Total Telecommunication sector		17	3,000,000	46,307,442
Grand Total		48	6,600,000	64,682,270

OTC Platform Trading Bulletin No (59)

Company Name	Code	highest price	lowest price	Average price	No.of Trades	Traded Volume	Traded Value
Banks Sector							
Al-Warka Bank	BWAI	0.230	0.230	0.230	19	34,803,555	8,004,818
Total Of Money Service Sector					19	34,803,555	8,004,818
Total					19	34,803,555	8,004,818

Not Trading OTC Companies

Company Name	Code	Previous Average price
Banks Sector		
Hammurabi Commercial Bank	BHAM	—
Al-Sanam Islamic Bank	BSAN	3.000
Industrial Sector		
Kirkuk producing constructional materials	IKFP	2.340
Money Service Sector		
Karmal Brokerage	FKSX	10.000
Iraqi Deposit Insurance Corporation	FIDI	1.000
Rabee Securities	FRSE	9.500
Ishtar Gate for e-Paymant	FISH	1.000
Sama Baghdad Exchange	FSBE	—
Insurance Sector		
Al Badia Insurance	NBAD	—
Kurdistan Insurance	NKUI	0.500
Shatt Al Arab Insurance	NSHA	1.000
Elaf Insurance	NELF	—
Dilina Insurance Company	NDIL	—

Not Trading Bonds Bulletin

Bond type	Publish type	Code	last trading price	immortilize date
Banaa Bonds /Million ID	Second	CB20	964,981	19/12/2025
Eamar Bonds /Million ID	First	CB30	1,001,095	—
Eamar Bonds /Million ID	Second	CB40	—	—
Eamar Bonds /500 Thousand ID	Third	CB45	—	—
Eamar Bonds /Million ID	Third	CB50	—	—
Injaz Bonds /500 Thousand ID	First	CB55	—	—
Injaz Bonds /Million ID	First	CB60	—	—
Injaz Bonds /500 Thousand ID	Second	CB65	503,793	—
Injaz Bonds /Million ID	Second	CB70	965,050	—
Injaz Bonds /500 Thousand ID	Third	CB75	—	—
Injaz Bonds /Million ID	Third	CB80	978,182	—
National Bonds/Million ID	First	CB90	—	—
National Bonds/500 Thousand ID	Second	CB95	—	—
National Bonds/Million ID	Second	CB100	—	—